



SMB1 v3

bodytone.eu/en/shop/home/indoor-bikes/smb1-smartbike-v3/

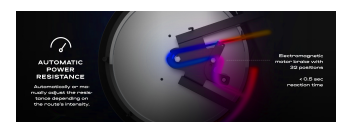
Description

Get motivated with the connectivity of your Spinning sessions. Have fun **combining the biomechanics of the SMB1 and its connection with the virtual training platforms Bkool, Zwift, Onelap, Kinomap**. You will enjoy videos and music to create the atmosphere motivating and setting the pace until we reach the goal.

Inspired by the movement of road cycling and triathlon, the **SMB1** is a high performance indoor bike for professional athletes and a stimulating power trainer for all types of athletes. With great precision of the performance data than any other indoor bike, the SMB1 provides **exceptional results for facilities** working with specific cycle trainings, high intensity interval trainings and resistance training.

It offers a unique set of features such as its **splash-proof structure that protects it from damage caused by moisture**. Its POLY-V® belt drive system which by means of the 6 Poly-V ribbed with Kevlar cords have been designed to offer **an incredibly fluid and smooth race**, with an extremely realistic feel. The Kevlar ropes are stronger and last longer than the materials used traditionally in belt drive systems, resulting in a virtually maintenance-free product, which does not need to be stretched or to be lubricated.

Gallery





Dimensions

122 x 56 x 117 cm

Weight

60 kg

Maximum user weight

150 kg

Console

Measures 192 x 105 x 32 mm. Mobile phone/tablet holder included. LCD of measures 71x66 mm with backlight. Water resistant. Easy to understand interface with bar graph. Measures the speed, cadence (rpm), calorie consumption, time, distance and WATT. 12 predefined programs, Bluetooth 4.0 connectivity and heart rate measurement by means of a bluetooth pulsometer.

Flywheel

Rear equivalent to 20 kg in chrome steel

Transmission

15mm Poly V® belt with tension control The Poly V® has been designed with a larger contact surface than V-belts or flat belts. The best ratio transmission system with respect to a normal belt.

Protectors



Full side and rear flywheel fairing made of 3MM ABS, that prevents rust and corrosion on metal and electrical parts produced by sweat.

Pedals

Mixed SPD. Double use, perfect for use with cycling shoes with cleats and normal sport shoes.

Handlebars

Made of 3mm steel covered with a layer of porous foam, facilitating the grip and allowing for easy cleaning. Ergonomic with multiple grip, open outside, closed central and low cycling.



Handlebar stem

Polished aluminum. 11 different vertical positions. Adjustment in vertical position by means of a pop pin positioning lever. Horizontal regulation by pressure.



Saddle

Special EVA padding base for indoor cycling covered in simile of leather. Exclusive design anti prostatic Bodytone in pelvic area, offering extra comfort.

Saddlepost

Matte aluminum. Adjustment of positions every 19mm. with 16 different positions. Regulation in horizontal position by pressure. Regulation in vertical position by bolt pressure threading. Horizontal saddle slide with nylon strip for a uniform glide.



Bottom bracket

Special design, 28mm thick and grooved. NTN bearings 47mmx12mm, with double bearing system. This double bearing reinforces our bottom bracket to avoid torsion and deformation.



Flywheel shaft

Special design, extra thick 20mm and ribbed. NTN bearings 35mmx11mm, with double bearing system. This double bearing reinforces our bottom bracket to avoid torsion and deformation.

Intensity regulation

Magnetic intensity regulation, with motorized regulation of 32 positions.



Security

Emergency brake by means of a red lever. Friction shoe.

Structure

Steel tube (3 mm thick) welded by robotic process.

Bottle holder

Easy access front bottle rack.

Transport wheels

Yes, to facilitate transport or cleaning of the machine.

Levellers

4 levelers in height facilitating stability.



Painting process

3 coats of paint. Steel pickled and stabilized by total immersion of the parts in different degreasing solutions to guarantee a perfect and complete cleaning of the base material. Rustproofing primer to guarantee an adequate insulation from internal oxidation and good paint adhesion. 2 final coats of epoxy powder paint, drying at 240oC.

Design process

Study of biomechanics and ergonomics under the supervision of professionals and associated athletes. After a long period of design; from sketching, engineering research, production of prototypes, testing by our professional athletes products go to market

Connectivity

The console incorporated in this bike implements the bluetooth 4.0 technology that allows you to connect with devices android and IOS and send the exercise session data in real time to applications such as Zwift, Bkool, Mybodytone, Kinomap, among others. It also allows to link bluetooth pulsometers of Polar brand and bluetooth 4.0 compatible. The bicycle connected to cycling simulator apps such as ZWIFT or Bkool can automatically adjust the resistance depending on the selected route, you can also change the resistance manually and have full control of the exercise.